



SOLATUBE®



Innovation
in Daylighting™




Highest Performance
GUARANTEED*
All day long. All year long.



Breakthrough Technology for Higher Performance

1 Raybender® 3000 Technology

- Patented daylight-capturing dome lens
- Redirects low-angle sunlight
- Rejects overpowering summer midday sunlight
- Consistent daylighting throughout the day



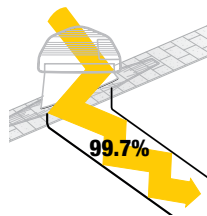
2 LightTracker™ Reflector

- Patented in-dome reflector
- Redirects low-angle winter sunlight
- Increases light input for increased light output
- Unsurpassed year-round performance



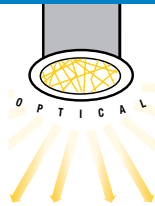
3 Spectralight® Infinity

- World's most reflective tubing
- 99.7% spectral reflectivity
- Purest color rendition possible
- Transfers sunlight a phenomenal 30 ft/9 m

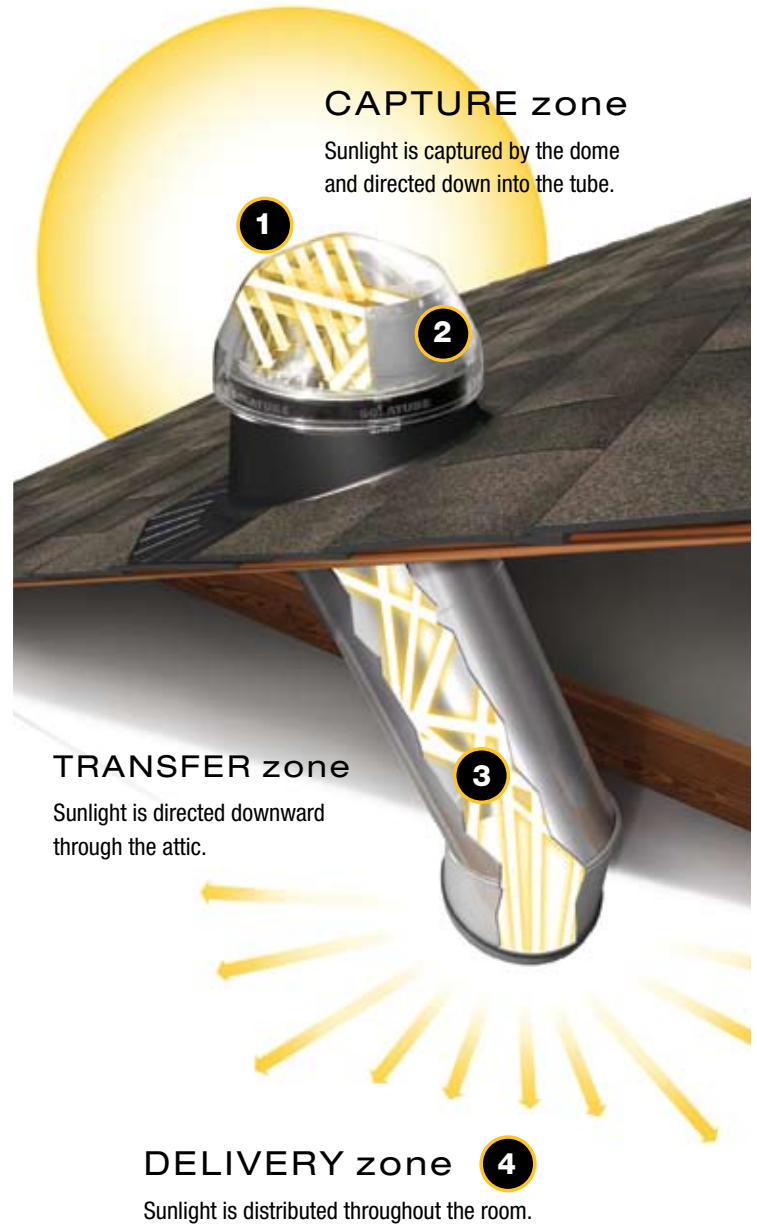


4 Engineered Light Diffusion

- Blocks UV transmission
- Optical lenses deliver superior diffusion
- Designed for visual comfort



Solatube® Daylighting System



The Right Light For Every Room

The Brighten Up® Series transforms difficult to light and often forgotten rooms into extraordinary spaces filled with pure, natural daylight. Highly effective and simple to install, the Solatube Brighten Up® Series is designed to light hard to reach places. Choose the size that works for your room.

Model	Tube Size (diameter)	EDCS*	Light Coverage Area (residential)	Potential Tube Length
Solatube 160 DS	≈ 10 in (250 mm)	160 in ² (1032 cm ²)	150 - 200 ft ² (14 - 19 m ²)	20 ft+ (6 m+)
Solatube 290 DS	≈ 14 in (350 mm)	290 in ² (1871 cm ²)	250 - 300 ft ² (23 - 28 m ²)	30 ft+ (9 m+)

*EDCS (Effective Daylight Capture Surface) represents the surface area of the dome that collects and redirects sunlight. For comparison, a clear dome with no lens on a typical 10 inch tube system has an EDCS of 78.5 square inches.



Ideal for:

- Bathrooms
- Hallways
- Closets
- Laundry Rooms
- Dens/Home Office
- Kitchens
- Dining Rooms
- Family Rooms



We offer a Solatube 21-C or 21-O for larger rooms. Available as special order.



OptiView® Diffuser

Vusion™ Diffuser

Diffusers

Two diffuser choices are designed with our proprietary lenses for highly effective light diffusion. Each features a sleek, low-profile dress ring in white. These attractive and stylish diffusers seamlessly integrate into most ceiling surfaces with no visible fasteners.

OptiView® Diffuser

This technologically superior diffuser delivers crystal clear daylight and a unique view of the sky.

Vusion™ Diffuser

The fresh design of the Vusion diffuser harmonizes with most any décor.

Flashings

Flashing kits are available for all roof types and pitches. They're fabricated as a single, seamless piece to ensure leak-proof performance.



Shingle/Shake



Tile



Curb Mounted*

Special metal roof installation kit available upon request.

*Available in 290 DS.

Accessories

Light Add-On Kit

The Light Add-On Kit provides the convenience of a switched light for night time use.

Incandescent (shown)

Accepts one 100 watt lamp for the 160 DS and two 100 watt lamps for the 290 DS.

Compact Fluorescent

Uses one 26 watt lamp.



Ventilation Add-On Kit

The Solatube 160 DS is available with an optional Ventilation Add-On Kit. When combined with this innovative accessory, the 2-in-1 ceiling fixture minimizes ceiling penetrations for a more attractive look.



Vent Unit with OptiView® Diffuser



Optional Ventilation Roof Cap



Daylight Dimmer*



* Patent #7,082,726

Our proprietary variable butterfly baffle easily controls the amount of light entering a room with the convenience of a switch.

- Perfect for bedrooms, media rooms and offices.
- Wall mounted switch provides convenient low voltage control.

Daylight Dimmer Switch Kit (sold separately) includes DPDT switch, wall plate and 15 ft/4.5 m of cable. Multiple Daylight Dimmers can be controlled by one switch.



www.solatube.com